

**Centrality Dependence of Charged Particle Multiplicity  
in Au-Au Collisions at  $\sqrt{s_{NN}} = 130$  GeV**

K. Adcox,<sup>40</sup> S. S. Adler,<sup>3</sup> N. N. Ajitanand,<sup>27</sup> Y. Akiba,<sup>14</sup> J. Alexander,<sup>27</sup> L. Aphecetche,<sup>34</sup> Y. Arai,<sup>14</sup> S. H. Aronson,<sup>3</sup> R. Averbeck,<sup>28</sup> T. C. Awes,<sup>29</sup> K. N. Barish,<sup>5</sup> P. D. Barnes,<sup>19</sup> J. Barrette,<sup>21</sup> B. Bassalleck,<sup>25</sup> S. Bathe,<sup>22</sup> V. Baublis,<sup>30</sup> A. Bazilevsky,<sup>12,32</sup> S. Belikov,<sup>12,13</sup> F. G. Bellaiche,<sup>29</sup> S. T. Belyaev,<sup>16</sup> M. J. Bennett,<sup>19</sup> Y. Berdnikov,<sup>35</sup> S. Botelho,<sup>33</sup> M. L. Brooks,<sup>19</sup> D. S. Brown,<sup>26</sup> N. Bruner,<sup>25</sup> D. Bucher,<sup>22</sup> H. Buesching,<sup>22</sup> V. Bumazhnov,<sup>12</sup> G. Bunce,<sup>3,32</sup> J. Burward-Hoy,<sup>28</sup> S. Butsyk,<sup>28,30</sup> T. A. Carey,<sup>19</sup> P. Chand,<sup>2</sup> J. Chang,<sup>5</sup> W. C. Chang,<sup>1</sup> L. L. Chavez,<sup>25</sup> S. Chernichenko,<sup>12</sup> C. Y. Chi,<sup>8</sup> J. Chiba,<sup>14</sup> M. Chiu,<sup>8</sup> R. K. Choudhury,<sup>2</sup> T. Christ,<sup>28</sup> T. Chujo,<sup>3,39</sup> M. S. Chung,<sup>15,19</sup> P. Chung,<sup>27</sup> V. Cianciolo,<sup>29</sup> B. A. Cole,<sup>8</sup> D. G. D'Enterria,<sup>34</sup> G. David,<sup>3</sup> H. Delagrangé,<sup>34</sup> A. Denisov,<sup>12</sup> A. Deshpande,<sup>32</sup> E. J. Desmond,<sup>3</sup> O. Dietzsch,<sup>33</sup> B. V. Dinesh,<sup>2</sup> A. Drees,<sup>28</sup> A. Durum,<sup>12</sup> D. Dutta,<sup>2</sup> K. Ebisu,<sup>24</sup> Y. V. Efremenko,<sup>29</sup> K. El Chenawi,<sup>40</sup> H. En'yo,<sup>17,31</sup> S. Esumi,<sup>39</sup> L. Ewell,<sup>3</sup> T. Ferdousi,<sup>5</sup> D. E. Fields,<sup>25</sup> S. L. Fokin,<sup>16</sup> Z. Fraenkel,<sup>42</sup> A. Franz,<sup>3</sup> A. D. Frawley,<sup>9</sup> S.-Y. Fung,<sup>5</sup> S. Garpman,<sup>20</sup> T. K. Ghosh,<sup>40</sup> A. Glenn,<sup>36</sup> A. L. Godoi,<sup>33</sup> Y. Goto,<sup>32</sup> S. V. Greene,<sup>40</sup> M. Grosse Perdekamp,<sup>32</sup> S. K. Gupta,<sup>2</sup> W. Guryn,<sup>3</sup> H.-Å. Gustafsson,<sup>20</sup> J. S. Haggerty,<sup>3</sup> H. Hamagaki,<sup>7</sup> A. G. Hansen,<sup>19</sup> H. Hara,<sup>24</sup> E. P. Hartouni,<sup>18</sup> R. Hayano,<sup>38</sup> N. Hayashi,<sup>31</sup> X. He,<sup>10</sup> T. K. Hemmick,<sup>28</sup> J. Heuser,<sup>28</sup> M. Hibino,<sup>41</sup> J. C. Hill,<sup>13</sup> D. S. Ho,<sup>43</sup> K. Homma,<sup>11</sup> B. Hong,<sup>15</sup> A. Hoover,<sup>26</sup> T. Ichihara,<sup>31,32</sup> K. Imai,<sup>17,31</sup> M. S. Ippolitov,<sup>16</sup> M. Ishihara,<sup>31,32</sup> B. V. Jacak,<sup>28,32</sup> W. Y. Jang,<sup>15</sup> J. Jia,<sup>28</sup> B. M. Johnson,<sup>3</sup> S. C. Johnson,<sup>18,28</sup> K. S. Joo,<sup>23</sup> S. Kametani,<sup>41</sup> J. H. Kang,<sup>43</sup> M. Kann,<sup>30</sup> S. S. Kapoor,<sup>2</sup> S. Kelly,<sup>8</sup> B. Khachaturov,<sup>42</sup> A. Khanzadeev,<sup>30</sup> J. Kikuchi,<sup>41</sup> D. J. Kim,<sup>43</sup> H. J. Kim,<sup>43</sup> S. Y. Kim,<sup>43</sup> Y. G. Kim,<sup>43</sup> W. W. Kinnison,<sup>19</sup> E. Kistenev,<sup>3</sup> A. Kiyomichi,<sup>39</sup> C. Klein-Boesing,<sup>22</sup> S. Klinsiek,<sup>25</sup> L. Kochenda,<sup>30</sup> D. Kochetkov,<sup>5</sup> V. Kochetkov,<sup>12</sup> D. Koehler,<sup>25</sup> T. Kohama,<sup>11</sup> A. Kozlov,<sup>42</sup> P. J. Kroon,<sup>3</sup> K. Kurita,<sup>31,32</sup> M. J. Kweon,<sup>15</sup> Y. Kwon,<sup>43</sup> G. S. Kyle,<sup>26</sup> R. Lacey,<sup>27</sup> J. G. Lajoie,<sup>13</sup> J. Lauret,<sup>27</sup> A. Lebedev,<sup>13</sup> D. M. Lee,<sup>19</sup> M. J. Leitch,<sup>19</sup> X. H. Li,<sup>5</sup> Z. Li,<sup>6,31</sup> D. J. Lim,<sup>43</sup> M. X. Liu,<sup>19</sup> X. Liu,<sup>6</sup> Z. Liu,<sup>6</sup> C. F. Maguire,<sup>40</sup> J. Mahon,<sup>3</sup> Y. I. Makdisi,<sup>3</sup> V. I. Manko,<sup>16</sup> Y. Mao,<sup>6,31</sup> S. K. Mark,<sup>21</sup> S. Markacs,<sup>8</sup> G. Martinez,<sup>34</sup> M. D. Marx,<sup>28</sup> A. Masaïke,<sup>17</sup> F. Matathias,<sup>28</sup> T. Matsumoto,<sup>7,41</sup> P. L. McGaughey,<sup>19</sup> E. Melnikov,<sup>12</sup> M. Merschmeyer,<sup>22</sup> F. Messer,<sup>28</sup> M. Messer,<sup>3</sup> Y. Miake,<sup>39</sup> T. E. Miller,<sup>40</sup> A. Milov,<sup>42</sup> S. Mioduszewski,<sup>3,36</sup> R. E. Mischke,<sup>19</sup> G. C. Mishra,<sup>10</sup> J. T. Mitchell,<sup>3</sup> A. K. Mohanty,<sup>2</sup> D. P. Morrison,<sup>3</sup> J. M. Moss,<sup>19</sup> F. Mühlbacher,<sup>28</sup> M. Muniruzzaman,<sup>5</sup> J. Murata,<sup>31</sup> S. Nagamiya,<sup>14</sup> Y. Nagasaka,<sup>24</sup> J. L. Nagle,<sup>8</sup> Y. Nakada,<sup>17</sup> B. K. Nandi,<sup>5</sup> J. Newby,<sup>36</sup> L. Nikkinen,<sup>21</sup> P. Nilsson,<sup>20</sup> S. Nishimura,<sup>7</sup> A. S. Nyanin,<sup>16</sup> J. Nystrand,<sup>20</sup> E. O'Brien,<sup>3</sup> C. A. Ogilvie,<sup>13</sup> H. Ohnishi,<sup>3,11</sup> I. D. Ojha,<sup>4,40</sup> M. Ono,<sup>39</sup> V. Onuchin,<sup>12</sup> A. Oskarsson,<sup>20</sup> L. Österman,<sup>26</sup> I. Otterlund,<sup>20</sup> K. Oyama,<sup>7,38</sup> L. Paffrath,<sup>3,\*</sup> A. P. T. Palounek,<sup>19</sup> V. S. Pantuev,<sup>28</sup> V. Papavassiliou,<sup>26</sup> S. F. Pate,<sup>26</sup> T. Peitzmann,<sup>22</sup> A. N. Petridis,<sup>13</sup> C. Pinkenburg,<sup>3,27</sup> R. P. Pisani,<sup>3</sup> P. Pitukhin,<sup>12</sup> F. Plasil,<sup>29</sup> M. Pollack,<sup>28,36</sup> K. Pope,<sup>36</sup> M. L. Purschke,<sup>3</sup> I. Ravinovich,<sup>42</sup> K. F. Read,<sup>29,36</sup> K. Reygers,<sup>22</sup> V. Riabov,<sup>30,35</sup> Y. Riabov,<sup>30</sup> M. Rosati,<sup>13</sup> A. A. Rose,<sup>40</sup> S. S. Ryu,<sup>43</sup> N. Saito,<sup>31,32</sup> A. Sakaguchi,<sup>11</sup> T. Sakaguchi,<sup>7,41</sup> H. Sako,<sup>39</sup> T. Sakuma,<sup>31,37</sup> V. Samsonov,<sup>30</sup> T. C. Sangster,<sup>18</sup> R. Santo,<sup>22</sup> H. D. Sato,<sup>17,31</sup> S. Sato,<sup>39</sup> S. Sawada,<sup>14</sup> B. R. Schlei,<sup>19</sup> Y. Schutz,<sup>34</sup> V. Semenov,<sup>12</sup> R. Seto,<sup>5</sup> T. K. Shea,<sup>3</sup> I. Shein,<sup>12</sup> T.-A. Shibata,<sup>31,37</sup> K. Shigaki,<sup>14</sup> T. Shiina,<sup>19</sup> Y. H. Shin,<sup>43</sup> I. G. Sibiriyak,<sup>16</sup> D. Silvermyr,<sup>20</sup> K. S. Sim,<sup>15</sup> J. Simon-Gillo,<sup>19</sup> C. P. Singh,<sup>4</sup> V. Singh,<sup>4</sup> M. Sivertz,<sup>3</sup> A. Soldatov,<sup>12</sup> R. A. Soltz,<sup>18</sup> S. Sorensen,<sup>29,36</sup> P. W. Stankus,<sup>29</sup> N. Starinsky,<sup>21</sup> P. Steinberg,<sup>8</sup> E. Stenlund,<sup>20</sup> A. Ster,<sup>44</sup> S. P. Stoll,<sup>3</sup> M. Sugioka,<sup>31,37</sup> T. Sugitate,<sup>11</sup> J. P. Sullivan,<sup>19</sup> Y. Sumi,<sup>11</sup> Z. Sun,<sup>6</sup> M. Suzuki,<sup>39</sup> E. M. Takagui,<sup>33</sup> A. Taketani,<sup>31</sup> M. Tamai,<sup>41</sup> K. H. Tanaka,<sup>14</sup> Y. Tanaka,<sup>24</sup> E. Taniguchi,<sup>31,37</sup> M. J. Tannenbaum,<sup>3</sup> J. Thomas,<sup>28</sup> J. H. Thomas,<sup>18</sup> T. L. Thomas,<sup>25</sup> W. Tian,<sup>6,36</sup> J. Tojo,<sup>17,31</sup> H. Torii,<sup>17,31</sup> R. S. Towell,<sup>19</sup> I. Tserruya,<sup>42</sup> H. Tsuruoka,<sup>39</sup> A. A. Tsvetkov,<sup>16</sup> S. K. Tuli,<sup>4</sup> H. Tydesjö,<sup>20</sup> N. Tyurin,<sup>12</sup> T. Ushiroda,<sup>24</sup> H. W. van Hecke,<sup>19</sup> C. Velissaris,<sup>26</sup> J. Velkovska,<sup>28</sup> M. Velkovsky,<sup>28</sup> A. A. Vinogradov,<sup>16</sup> M. A. Volkov,<sup>16</sup> A. Vorobyov,<sup>30</sup> E. Vznuzdaev,<sup>30</sup> H. Wang,<sup>5</sup> Y. Watanabe,<sup>31,32</sup> S. N. White,<sup>3</sup> C. Witzig,<sup>3</sup> F. K. Wohn,<sup>13</sup> C. L. Woody,<sup>3</sup> W. Xie,<sup>5,42</sup> K. Yagi,<sup>39</sup> S. Yokkaichi,<sup>31</sup> G. R. Young,<sup>29</sup> I. E. Yushmanov,<sup>16</sup> W. A. Zajc,<sup>8</sup> Z. Zhang,<sup>28</sup> and S. Zhou<sup>6</sup>

(PHENIX Collaboration)

<sup>1</sup>*Institute of Physics, Academia Sinica, Taipei 11529, Taiwan*

<sup>2</sup>*Bhabha Atomic Research Centre, Bombay 400 085, India*

<sup>3</sup>*Brookhaven National Laboratory, Upton, NY 11973-5000, USA*

<sup>4</sup>*Department of Physics, Banaras Hindu University, Varanasi 221005, India*

<sup>5</sup>*University of California - Riverside, Riverside, CA 92521, USA*

<sup>6</sup>*China Institute of Atomic Energy (CIAE), Beijing, People's Republic of China*

<sup>7</sup>*Center for Nuclear Study, Graduate School of Science, University of Tokyo, 7-3-1 Hongo, Bunkyo, Tokyo 113-0033, Japan*

<sup>8</sup>*Columbia University, New York, NY 10027 and Nevis Laboratories, Irvington, NY 10533, USA*

<sup>9</sup>*Florida State University, Tallahassee, FL 32306, USA*

- <sup>10</sup> Georgia State University, Atlanta, GA 30303, USA
- <sup>11</sup> Hiroshima University, Kagamiyama, Higashi-Hiroshima 739-8526, Japan
- <sup>12</sup> Institute for High Energy Physics (IHEP), Protvino, Russia
- <sup>13</sup> Iowa State University, Ames, IA 50011, USA
- <sup>14</sup> KEK, High Energy Accelerator Research Organization, Tsukuba-shi, Ibaraki-ken 305-0801, Japan
- <sup>15</sup> Korea University, Seoul, 136-701, Korea
- <sup>16</sup> Russian Research Center "Kurchatov Institute", Moscow, Russia
- <sup>17</sup> Kyoto University, Kyoto 606, Japan
- <sup>18</sup> Lawrence Livermore National Laboratory, Livermore, CA 94550, USA
- <sup>19</sup> Los Alamos National Laboratory, Los Alamos, NM 87545, USA
- <sup>20</sup> Department of Physics, Lund University, Box 118, SE-221 00 Lund, Sweden
- <sup>21</sup> McGill University, Montreal, Quebec H3A 2T8, Canada
- <sup>22</sup> Institut für Kernphysik, University of Münster, D-48149 Münster, Germany
- <sup>23</sup> Myongji University, Yongin, Kyonggido 449-728, Korea
- <sup>24</sup> Nagasaki Institute of Applied Science, Nagasaki-shi, Nagasaki 851-0193, Japan
- <sup>25</sup> University of New Mexico, Albuquerque, NM, USA
- <sup>26</sup> New Mexico State University, Las Cruces, NM 88003, USA
- <sup>27</sup> Chemistry Department, State University of New York - Stony Brook, Stony Brook, NY 11794, USA
- <sup>28</sup> Department of Physics and Astronomy, State University of New York - Stony Brook, Stony Brook, NY 11794, USA
- <sup>29</sup> Oak Ridge National Laboratory, Oak Ridge, TN 37831, USA
- <sup>30</sup> PNPI, Petersburg Nuclear Physics Institute, Gatchina, Russia
- <sup>31</sup> RIKEN (The Institute of Physical and Chemical Research), Wako, Saitama 351-0198, JAPAN
- <sup>32</sup> RIKEN BNL Research Center, Brookhaven National Laboratory, Upton, NY 11973-5000, USA
- <sup>33</sup> Universidade de São Paulo, Instituto de Física, Caixa Postal 66318, São Paulo CEP05315-970, Brazil
- <sup>34</sup> SUBATECH (Ecole des Mines de Nantes, IN2P3/CNRS, Université de Nantes) BP 20722 - 44307, Nantes-cedex 3, France
- <sup>35</sup> St. Petersburg State Technical University, St. Petersburg, Russia
- <sup>36</sup> University of Tennessee, Knoxville, TN 37996, USA
- <sup>37</sup> Department of Physics, Tokyo Institute of Technology, Tokyo, 152-8551, Japan
- <sup>38</sup> University of Tokyo, Tokyo, Japan
- <sup>39</sup> Institute of Physics, University of Tsukuba, Tsukuba, Ibaraki 305, Japan
- <sup>40</sup> Vanderbilt University, Nashville, TN 37235, USA
- <sup>41</sup> Waseda University, Advanced Research Institute for Science and Engineering, 17 Kikui-cho, Shinjuku-ku, Tokyo 162-0044, Japan
- <sup>42</sup> Weizmann Institute, Rehovot 76100, Israel
- <sup>43</sup> Yonsei University, IPAP, Seoul 120-749, Korea
- <sup>44</sup> Individual Participant: KFKI Research Institute for Particle and Nuclear Physics (RMKI), Budapest, Hungary (February 3, 2008)

We present results for the charged-particle multiplicity distribution at midrapidity in Au - Au collisions at  $\sqrt{s_{NN}} = 130$  GeV measured with the PHENIX detector at RHIC. For the 5% most central collisions we find  $dN_{ch}/d\eta|_{\eta=0} = 622 \pm 1(stat) \pm 41(syst)$ . The results, analyzed as a function of centrality, show a steady rise of the particle density per participating nucleon with centrality.

PACS numbers: 25.75.Dw

The Relativistic Heavy-Ion Collider (RHIC) at Brookhaven National Laboratory started regular operation in June 2000, opening new frontiers in the study of hadronic matter under unprecedented conditions of temperature and energy density. The research is focused on the phase transition associated with quark deconfinement and chiral symmetry restoration expected to take place under those conditions.

In this letter, we report results for the charged-particle multiplicity distribution at midrapidity in Au - Au collisions at  $\sqrt{s_{NN}} = 130$  GeV, as measured with the PHENIX detector. These are the first RHIC results to span a broad impact parameter range.

Particle density at midrapidity is an essential global

variable for the characterization of high energy nuclear collisions, providing information about the initial conditions, such as energy density. The results presented here should help to constrain the wide range of theoretical predictions [1] available at RHIC energies and to discriminate among various mechanisms of entropy and particle production. In particular, we analyze the particle density as a function of centrality, expressed by the number of participating nucleons. Such an analysis may shed light on the relative importance of soft versus hard processes of particle production and test the assumption of gluon saturation expected at RHIC energies [2,3]. Our results are compared to different models, to similar studies obtained in Pb-Pb collisions at the CERN SPS [4-6] and to

a recent measurement performed at RHIC by PHOBOS [7].

The PHENIX detector is described in ref. [8]. The present analysis relies primarily on three PHENIX sub-systems: two layers of Pad Chambers (PC), called PC1 and PC3, used to determine the charged particle multiplicity, the Zero Degree Calorimeters (ZDC) and the Beam-Beam Counters (BBC), used to derive the trigger and the off-line event selection. The PC provide three-dimensional coordinates along the charged-particle trajectories [9]. The two layers are mounted at radial distances of 2.49 m and 4.98 m, respectively, from the interaction region. Each layer has 8 wire chambers with cathode pad readout (see Fig. 1) and covers  $90^\circ$  in azimuth ( $\phi$ ) and  $\pm 0.35$  units of pseudorapidity ( $\eta$ ). The ZDC are small transverse-area hadron calorimeters that measure neutron energy within a 2 mrad ( $|\eta| > 6$ ) cone around the beam direction and are located at  $\pm 18.25$  m from the center of the interaction region [10]. The BBC comprise two arrays of 64 photomultiplier tubes each equipped with quartz Cherenkov radiators. The BBC are located around the beam direction at  $\pm 1.44$  m from the center of the interaction region covering the full  $2\pi$  azimuth and the range  $\eta = \pm (3.0 - 3.9)$  [11].

The primary interaction trigger is generated by a coincidence between the two BBC with at least two photomultipliers fired in each of them and a requirement on the collision vertex position, usually  $|z| \leq 20$  cm. Based on detailed simulations of the BBC, this trigger reflects  $[92 \pm 2(\text{sys})]\%$  of the nuclear interaction cross section of 7.2 barns [12]. Another trigger is generated by a coincidence between the two ZDC, each one with an energy signal larger than 10 GeV. This trigger reflects the nuclear interaction plus the mutual Coulomb dissociation cross sections. Most BBC triggers (97.8%) also satisfy the ZDC trigger requirement. The small percentage of exclusive BBC triggers is due to inefficiencies of the ZDC trigger and background interactions. These two sources are difficult to distinguish and we estimate a background event contamination of  $[1 \pm 1(\text{sys})]\%$  of the total event sample.

This analysis is based on a sample of 137,784 events taken without magnetic field, satisfying the BBC trigger and with a reconstructed vertex position  $|z| \leq 17$  cm.

The number of primary charged particles per event is determined on a statistical basis by correlating hits in PC1 and PC3. The analysis procedure was developed and corroborated by extensive simulations using the GEANT [13] response of the PHENIX detector to events generated with HIJING [14]. The vertex is reconstructed using the following algorithm: all hits in PC3 are combined with all hits in PC1 and the resulting lines are projected onto a plane through the beam line, perpendicular to the symmetry axis of the chambers (see Fig. 1). For events with more than  $\sim 5$  tracks, the distribution of these projections along the Z axis produces

a distinct peak which defines the vertex position. For low-multiplicity events the vertex is reconstructed from the time difference between the two BBC.

Once the vertex is known, all hits in PC3 are again combined with all hits in PC1 and the resulting tracks are projected onto the plane previously defined. The distribution of the distance R of the intersection points to the vertex position, is shown in Fig. 2. This distribution contains real tracks and tracks from the obvious combinatorial background inherent to the adopted procedure of combining all hits in PC3 with all hits in PC1. The latter can be determined by a mixed event technique; in the present analysis, each sector in PC1 was exchanged with its neighbor and the resulting combinatorial background is shown in Fig. 2 by the dotted line. The yield of this background increases quadratically with R (leading to a linear dependence in the differential  $dN/dR$  vs. R representation of Fig. 2).

The R distribution of real tracks obtained by subtracting the background ( $N_B$ ) from the total number of tracks is shown in Fig. 2 by the dashed line. The sharp peak at small R is due to tracks from primary particles originating at the vertex and the long tail is due to decay products of primary particles decaying in flight. In practice, the track counting is performed up to a given R value. The fraction of counted tracks as a function of R is obtained from the integral of the dashed curve normalized to the total integral up to  $R = \infty$ . The tail at large R values is very well described by an exponential function and therefore the extrapolation of the dashed curve to  $R = \infty$  is straightforward. The larger the value of R, the smaller is the correction for the fraction of uncounted tracks but the larger the background to be subtracted. Since the background can be reliably subtracted we performed the track counting up to  $R=25$  cm, thus including 95.9% of all tracks.

After subtracting the background, a raw multiplicity distribution is obtained to which we apply several corrections to obtain the corrected distribution of primary charged particles:

(i) A correction of 15.3% accounts for inactive gaps between the chambers, inactive electronic readout cards and dead pads in the PC1 and PC3 detectors.

(ii) Using cosmic rays, the pad chamber hit efficiency was measured to be 99.4% for isolated single hits in agreement with an analytical study of the chamber performance [15].

(iii) The track losses due to the finite double hit resolution of the chambers depend on the event multiplicity. The losses occur in the direct counting of tracks and in the combinatorial background subtraction. The two effects were studied in great detail with Monte Carlo techniques. For the first one, the correction amounts to 13.3% for the 5% most central collisions, whereas it is only 4.9% for the 20-25% bin. The second effect is a reduction of the combinatorial background which leads to an increase

in the track multiplicity by  $0.036 \times N_B$ .

(iv) Finally there is a correction due to uncounted charged tracks. Two sources contribute here. First, there is a correction of 4.3% from tracks missed because the analysis is limited to  $R=25\text{cm}$ . The second source has two components. On the one hand there are primary charged particles (mainly  $\pi^\pm$ ) which decay in flight. A large fraction of these decays is accounted for since, as discussed above, they produce the tail of the  $R$  distribution in Fig. 2. However, there is still a small number of decays which miss altogether PC1 and/or PC3 and those have to be added. On the other hand, there is feed-down from neutral particle decays (mainly  $K_S^0$  and  $\pi^0$ ) which lead to valid tracks. Those have to be subtracted. Both components depend on particle composition and momentum distribution. Lacking precise information about them, we performed Monte Carlo simulations, applying to the GEANT response of the pad chambers the same analysis procedure as to real data and comparing the resulting multiplicity to the original HIJING input. The result is a net correction of only  $\sim 2.8\%$ . This correction is quite robust against changes in the input. For example, a uniform 20% increase in momentum  $p$  of all pions reduces the net correction to 1%.

The systematic error in the multiplicity due to corrections (i) and (ii) is estimated at less than 2%. To these we have to add the errors associated with the background subtraction, double hit resolution (which are multiplicity dependent) and particle decays (which is multiplicity independent). We estimate the first two uncertainties to be 4.6% at the highest multiplicities, based on Monte Carlo guidance and a comparison with an identical analysis in which we imposed a 50% larger double hit resolution in PC1 and PC3. For the particle decay correction, we assign an error of 4% based on the effect of varying the momentum distribution and the particle composition in the simulations and a comparison with the results obtained with another data set measured while the detectors were retracted by 44 cm from the nominal position. Adding these errors in quadrature results in a total systematic error of 6.5% at the highest multiplicities. An additional error in  $dN_{ch}/d\eta$ , which enters in the analysis of the multiplicity versus centrality presented below, is the uncertainty in the total number of events due to the BBC trigger ( $\pm 2\%$ ) and the event contamination ( $\pm 1\%$ ).

After applying the appropriate corrections we obtain in the lower panel of Fig. 3 the minimum-bias charged-particle multiplicity distribution, in the track acceptance  $|\eta| < 0.35$ ,  $\delta\phi = 88.4^\circ$ . A factor of 5.82 thus converts the observed number of tracks to  $dN_{ch}/d\eta|_{\eta=0}$  in one unit of pseudorapidity and full azimuth, yielding the lower horizontal scale in Fig. 3.

Figure 3 also shows the multiplicity distributions for the four most central bins, 0-5% to 15-20%. The bins were defined by cuts in the space of BBC versus ZDC

analog response (see Fig. 3 - upper panel) and refer to percentiles of the total interaction cross section of 7.2 barns. In order to avoid the ambiguities inherent in the BBC vs. ZDC distribution, we selected events with increasing centrality based upon the monotonic response of another PHENIX detector. The centroids of these events projected onto the ZDC-BBC space determine the centrality contour indicated by the solid line. The cuts are made perpendicular to this contour. Simulations of the BBC and ZDC response were used to account for the effect of physics and detector fluctuations in the definition of these event classes and to relate them via a Glauber model [12] to the number of participating nucleons  $N_p$  and of binary collisions  $N_c$ . The average charged particle density scaled up to one unit of rapidity and the corresponding numbers  $N_p$  and  $N_c$  are tabulated in Table 1 for various centrality bins.

The PHOBOS experiment has recently reported an average  $dN_{ch}/d\eta|_{\eta=0} = 555 \pm 12(stat) \pm 35(syst)$  for the 6% most central collisions [7]. For the same centrality bin, we find  $dN_{ch}/d\eta|_{\eta=0} = 609 \pm 1(stat) \pm 37(syst)$ . From the preliminary results reported by NA49 in Pb-Pb collisions at  $\sqrt{s_{NN}} = 17.2$  GeV [6], we derive a particle density  $dN_{ch}/dy|_{y=0} = 410$ . Our result,  $dN_{ch}/d\eta|_{\eta=0} = 622$  for the same centrality bin (0-5%), represents an increase of  $\sim 80\%$  after scaling it by 1.2 to account for the transformation from  $\eta$  to  $y$ .

It has recently been emphasized [2] that the centrality dependence of  $dN_{ch}/d\eta$  allows one to discriminate between various models of particle production. We show in Fig. 4 our results for  $dN_{ch}/d\eta$  per participant pair as a function of the number of participants  $N_p$ . Fig. 4 also shows the  $p\bar{p}$  value at the same  $\sqrt{s}$  taken from the UA5 analysis [16]. It is interesting to note that the extrapolation of our data points to low multiplicities approaches the  $p\bar{p}$  value.

Models such as HIJING predict that there is a component of particle production from soft interactions that scales linearly with  $N_p$  and a second component from hard processes (pQCD jets) that scales with  $N_c$ . Following that, we fit the data of Fig. 4 with the function  $dN_{ch}/d\eta = A \times N_p + B \times N_c$  using the values of  $N_c$  and  $N_p$  tabulated in Table 1. The results of the fit are shown in Fig. 4. Note that the errors in A and B are anticorrelated. In such models, the values of A and B imply a large contribution of hard processes to particle production, which increases with centrality from  $\sim 30\%$  at  $N_p=68$  to  $\sim 50\%$  for central collisions. HIJING predicts the same trend although the calculated values are lower than the data by  $\sim 15\%$ . However, this is not a unique interpretation. At Alternating Gradient Synchrotron (AGS) energies, where hard processes do not occur, the particle production per participant was also observed to increase with centrality [17]. At the CERN SPS energy of  $\sqrt{s_{NN}} = 17.2$  GeV, a similar behavior was observed. Using a different parametrization,  $dN_{ch}/d\eta \propto N_p^\alpha$ , WA98

finds a best fit value of  $\alpha = 1.07 \pm 0.04$  [4]. Experiment WA97 quotes a value  $\alpha = 1.05 \pm 0.05$ , consistent with the result of WA98 but also compatible with their assumption of proportionality between multiplicity and participants [5]. A good fit to our data can also be obtained with this functional form with a higher value of  $\alpha = 1.16 \pm 0.04$ . One should note that the CERN results are in the lab frame whereas ours are in the center of mass system.

Other models such as the EKRT [3] predict that at RHIC energies, the large production of semi-hard gluons in a small volume may saturate the gluon density. The resulting gluon fusion limits the total entropy production and thus lowers the final particle production per participant. The predictions of the EKRT model are also shown in Fig. 4. We observe no such saturation effect within our errors for Au + Au collisions at  $\sqrt{s_{NN}} = 130$  GeV, but instead see a steady rise in the particle production per participant pair.

We thank the staff of the RHIC project, Collider-Accelerator, and Physics Departments at BNL and the staff of PHENIX participating institutions for their vital contributions. We acknowledge support from the Department of Energy and NSF (U.S.A.), Monbu-sho and STA (Japan), RAS, RMAE, and RMS (Russia), BMBF and DAAD (Germany), FRN, NFR, and the Wallenberg Foundation (Sweden), MIST and NSERC (Canada), CNPq and FAPESP (Brazil), IN2P3/CNRS (France), DAE (India), KRF and KOSEF (Korea), and the US-Israel Binational Science Foundation.

\* Deceased

- [1] S.A. Bass *et al.*, Nucl. Phys. **A661**, 205c (1999).
- [2] X.N. Wang and M. Gyulassy, Phys. Rev. Lett. **86**, 3496 (2001) and nucl-th/0008014.
- [3] K.J. Eskola *et al.* Nucl. Phys. **B570**, 379 (2000) and hep-ph/0009246.
- [4] M.M. Aggarwal *et al.*, Eur. Phys. J. **C18**, 651 (2001) and nucl-ex/0008004.
- [5] F. Antinori *et al.*, Preprint CERN-EP-2000-002.
- [6] J. Bächler *et al.*, Nucl. Phys. **A661**, 45c (1999).
- [7] B.B. Back *et al.*, Phys. Rev. Lett. **85**, 3100 (2000).
- [8] D.P. Morrison, Nucl. Phys. **A638**, 565c (1998); *ibid* N. Saito, p. 575c.
- [9] P. Nilsson *et al.*, Nucl. Phys. **A661**, 665c (1999).
- [10] C. Adler *et al.*, nucl-ex/0008005.
- [11] K. Ikematsu *et al.*, Nucl. Instrum. Meth. **A411**, 238 (1998).
- [12] We used the Woods-Saxon nuclear density distribution, Au nucleus radius  $R=6.65 \pm 0.3$ fm, diffuseness  $a=0.54 \pm 0.01$ fm and nucleon-nucleon cross section  $\sigma_{nn}=40 \pm 5$ mb.
- [13] GEANT 3.2.1, CERN program library.
- [14] X.N. Wang and M. Gyulassy, Phys. Rev. **D44**, 3501 (1991). We used version 1.35 with default parameters.
- [15] A. Milov *et al.*, PHENIX technical note 379.
- [16] G.J. Alner *et al.*, Z. Phys. **C33**, 1 (1986).
- [17] L. Ahle *et al.*, Phys. Rev. **C59**, 2173 (1999).

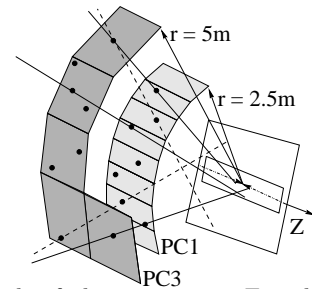


FIG. 1. Sketch of the geometry. For clarity, three PC3 sectors have been removed from the drawing.

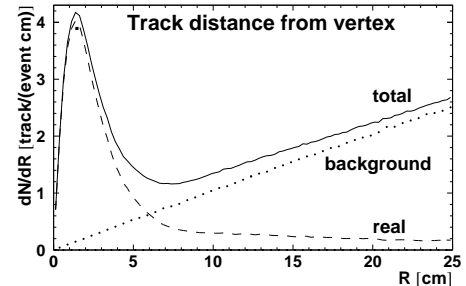


FIG. 2. Tracks per event and per cm as a function of the distance to the event vertex.

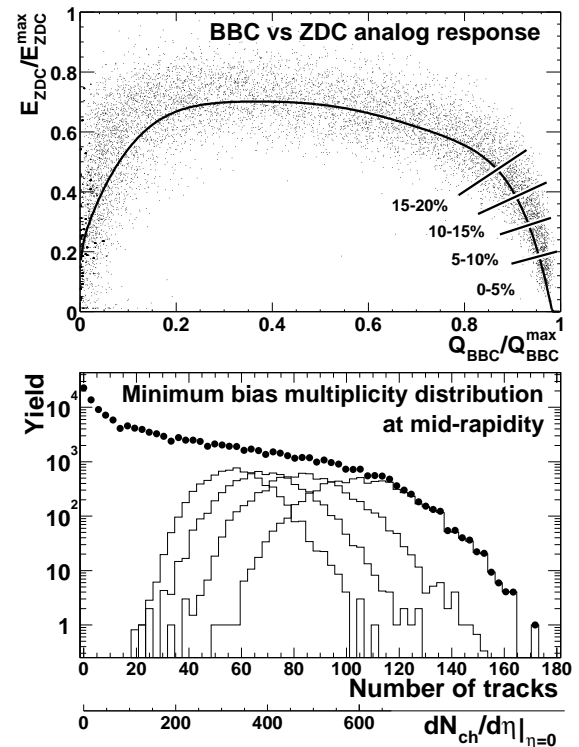


FIG. 3. BBC vs. ZDC analog response (top panel) and minimum-bias multiplicity distribution in the PHENIX measurement aperture (lower panel). The lower axis converts the observed distribution to the corresponding average  $dN_{ch}/d\eta$  for track multiplicities less than  $\sim 120$ ; beyond that value the shape of the distribution has a significant contribution from fluctuations into the measurement aperture.

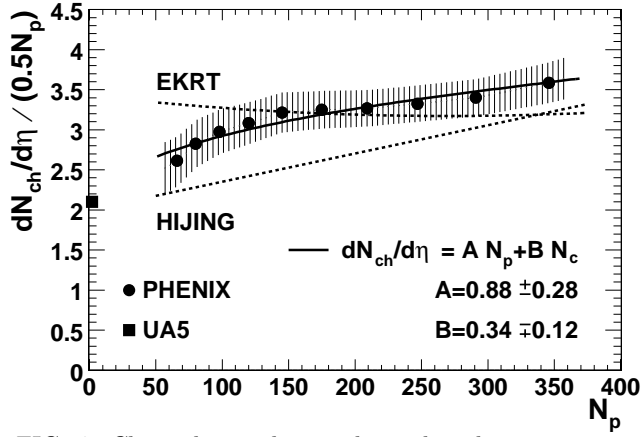


FIG. 4. Charged-particle pseudorapidity density per participant pair vs. the number of participants. Predictions from HIJING [2] and EKRT [3] models, and a simple phenomenological fit are also shown. The shaded area represents the systematic errors of  $dN_{ch}/d\eta$  and  $N_p$ . The errors of  $N_c$  are in Table 1.

TABLE I. Charged-particle density, number of participants and collisions for various centrality bins expressed as percentiles of  $\sigma_{geo}=7.2$  b. The statistical errors are negligible and only systematic errors are quoted.

Centrality bin	$\langle dN_{ch}/d\eta _{\eta=0} \rangle$	$\langle N_p \rangle$	$\langle N_c \rangle$
0 - 5	$622 \pm 41$	$347 \pm 10$	$946 \pm 146$
5 - 10	$498 \pm 31$	$293 \pm 9$	$749 \pm 116$
10 - 15	$413 \pm 25$	$248 \pm 8$	$596 \pm 93$
15 - 20	$344 \pm 21$	$211 \pm 7$	$478 \pm 75$
20 - 25	$287 \pm 18$	$177 \pm 7$	$377 \pm 61$
25 - 30	$235 \pm 16$	$146 \pm 6$	$290 \pm 47$
30 - 35	$188 \pm 14$	$122 \pm 5$	$226 \pm 38$
35 - 40	$147 \pm 12$	$99 \pm 5$	$170 \pm 30$
40 - 45	$115 \pm 11$	$82 \pm 5$	$130 \pm 24$
45 - 50	$89 \pm 9$	$68 \pm 4$	$101 \pm 19$